



"Centre Point", 21, Hemanta Basu Sarani, Room No. 230
2nd Floor, Kolkata - 700 001
Dial : +91 33 3028 7790, Fax : +91 33 3028 7789
E-mail ID : investorsquestfinancial@yahoo.com
Website : www.questfinancial.in

CIN - L65993WB1980PLC033060

18th October, 2014

**To,
The Secretary,
The Calcutta Stock Exchange Ltd.,
7, Lyons Range,
Kolkata - 700 001.**

Dear Sir,

Re: Submission of Distribution Schedule

Pursuant to clause 35 of the Listing Agreement please find herewith a copy of
"Shareholding Pattern" as on 30th September, 2014.

Kindly acknowledge receipt.

Thanking You,

Yours faithfully,
For Quest Financial Services Ltd.

Whole-Time Director

DIN: 00633920

Encl: As above



(1)(a) Statement showing Shareholding Pattern

Name of the Company:

QUEST FINANCIAL SERVICES LTD.

Scirp Code, Name of the scrip, class of security:


10027006, QUEST FINANCIAL SERVICES LTD., EQUITY

Quarter Ended

30.09.2014


Partly paid-up shares:-	No. of partly paid-up shares	As a % of total no. of partly paid-up shares	As a % of total no. of shares of the company
Held by promoter/promoter group	N.A.	N.A.	N.A.
Held by public	N.A.	N.A.	N.A.
Total	N.A.	N.A.	N.A.
Outstanding convertible securities:-	No. of outstanding securities	As a % of total No. of outstanding convertible securities	As a % of total no. of shares of the company, assuming full conversion of the convertible securities
Held by promoter/promoter group	N.A.	N.A.	N.A.
Held by public	N.A.	N.A.	N.A.
Total	N.A.	N.A.	N.A.
Warrants:-	No. of warrants	As a % of total no. of warrants	As a % of total no. of shares of the company, assuming full conversion of the warrants
Held by promoter/promoter group	N.A.	N.A.	N.A.
Held by public	N.A.	N.A.	N.A.
Total	N.A.	N.A.	N.A.
Total paid-up capital of the company assuming full conversation of warrants and convertible securities	123316500		

For Quest Financial Services Ltd.



Director

Category Code (i)	Category of Shareholder (ii)	No of Shareholders (iii)	Total No. of Shares (iv)	Number of Shares held in dematerialized form (v)	Total Shareholding as a percentage of total number of Shares		Shares pledged or otherwise encumbered	
					As a percentage of (A+B) (vi)	As a percentage of (A+B+C) (vii)	Number of shares (viii)	As a Percentage (ix) = (viii)/(iv)*100
(A)	Shareholding of Promoter and Promoter Group							
(1)	Indian							
(a)	Individuals/Hindu Undivided Family	4	2387500	2387500	1.94	1.94	0.00	0.00
(b)	Central Government/ State Government (S)	0	0	0	0.00	0.00	0.00	0.00
(c)	Bodies Corporate	1	90000	90000	0.07	0.07	0.00	0.00
(d)	Financial Institutions/ Banks	0	0	0	0.00	0.00	0.00	0.00
(e)	Any Other (specify)	0	0	0	0.00	0.00	0.00	0.00
	Sub-Total (A) (1)	5	2477500	2477500	2.01	2.01	0.00	0.00
(2)	Foreign							
(a)	Individuals(Non resident Individuals/Foreign Individuals)	0	0	0	0.00	0.00	0.00	0.00
(b)	Bodies Corporate	0	0	0	0.00	0.00	0.00	0.00
(c)	Institutions	0	0	0	0.00	0.00	0.00	0.00
(d)	Qualified Foreign Investors	0	0	0	0.00	0.00	0.00	0.00
(e)	Any Other (specify)	0	0	0	0.00	0.00	0.00	0.00
	Sub-Total (A) (2)	0	0	0	0.00	0.00	0.00	0.00
	Total Shareholding of Promoter and Promoter Group A=(A)(1)+(A)(2)	5	2477500	2477500	2.01	2.01	0.00	0.00
(B)	Public Shareholding							
(1)	Institutions							
(a)	Mutual Funds/UTI	0	0	0	0.00	0.00	0.00	0.00
(b)	Financial Institution/Banks	0	0	0	0.00	0.00	0.00	0.00
(c)	Central Government/State Government(s)	0	0	0	0.00	0.00	0.00	0.00


Director
For Quest Financial Services Ltd.

(d)	Venture Capital Funds	0	0	0	0.00	0.00	0.00	
(e)	Insurance Companies	0	0	0	0.00	0.00	0.00	
(f)	Foreign Institutional Investors	0	0	0	0.00	0.00	0.00	
(g)	Foreign Venture Capital Investors	0	0	0	0.00	0.00	0.00	
(h)	Qualified Foreign Investors	0	0	0	0.00	0.00	0.00	
(h)	Any Other	0	0	0	0.00	0.00	0.00	
	Sub-Total (B) (1)	0	0	0	0.00	0.00	0.00	
(2)	Non Institutions							
(a)	Bodies Corporate	224	73195147	68549547	59.35	59.35	0.00	
(b)	Individuals- I) Individual shareholders holding nominal share capital up to Rs.1 Lakh	1924	6234591	5032291	5.06	5.06	0.00	
	II) Individual shareholders holding nominal share capital in excess of Rs.1Lakh.	976	41408562	31893062	33.58	33.58	0.00	
(c)	Qualified Foreign Investor	0	0	0	0.00	0.00	0.00	
(d)	Any Others	0	0	0	0.00	0.00	0.00	
(d.i)	Clearing Member	1	700	700	0.00	0.00	0.00	
	Sub-Total (B) (2)	3125	120839000	105475600	97.99	97.99	0.00	
	Total Public Shareholding B=(B)(1)+(B)(2)	3125	120839000	105475600	97.99	97.99	0.00	
	Total (A)+(B)	3130	123316500	107953100	100.00	100.00	0.00	
(C)	Shares held by Custodians and against which Depository Receipts have been issued.	0	0	0	0.00	0.00	0.00	
	GRAND TOTAL (A)+(B)+(C)	3130	123316500	107953100	100.00	100.00	0.00	

For Quest Financial Services Ltd.



Director

(1)(b) Statement showing holding of securities (including shares, warrants, convertible securities) of persons belonging to the category "Promoter and Promoter Group"

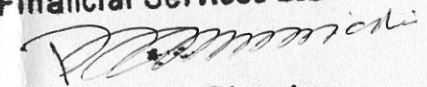
Sr. No.	Name of the shareholder	Details of Shares held		Encumbered shares (*)			Details of warrants		Details of convertible securities		Total shares (including underlying shares assuming full conversion of warrants and convertible securities) as a % of diluted share capital
		No. of shares held	As a % of grand total (A) + (B) + (C) (IV)	No.	As a percentage (VI) = (V) / (III) * 100	As a % of grand total (A) + (B) + (C) of sub-clause (I)(a) (VII)	Number of warrants held (VIII)	As a % total number of warrants of the same class (IX)	Number of convertible securities held (X)	As a % total number of convertible securities of the same class (XI)	
(I)	(II)	(III)	(IV)	(V)	(VI)	(VII)	(VIII)	(IX)	(X)	(XI)	(XII)
1	Virtuous Holdings Pvt. Ltd.	90000	0.07	0.00	0.00	0.00	0.00	0.00	0.00	0.00	0.07
2	Anita Jajodia	575000	0.47	0.00	0.00	0.00	0.00	0.00	0.00	0.00	0.47
3	Kishan Kumar Jajodia	705000	0.57	0.00	0.00	0.00	0.00	0.00	0.00	0.00	0.57
4	Prakash kumar Jajodia	598000	0.49	0.00	0.00	0.00	0.00	0.00	0.00	0.00	0.49
5	Sahita Jajodia	509500	0.41	0.00	0.00	0.00	0.00	0.00	0.00	0.00	0.41
Total		2477500	2.01	0.00	0.00	0.00	0.00	0.00	0.00	0.00	2.01

(*) The term "encumbrance" has the same meaning as assigned to it in regulation 28(3) of the SAST Regulations, 2011

(1)(c)(i) Statement showing holding of securities (including shares, warrants, convertible securities) of persons belonging to the category "Public" and holding more than 1% of the total number of shares

Sr. No.	Name of the shareholder	Number of Shares held	Shares as a percentage of total number of shares (i.e., Grand Total (A)+(B)+(C) Indicated in Statement at para (I)(a) above)	Details of warrants		Details of convertible securities		Total shares (including underlying shares assuming full conversion of warrants and convertible securities) as a % of diluted share capital
				Number of warrants held	As a % total number of warrants of the same class	Number of convertible securities held	% w.r.t total number of convertible securities of the same class	
1	Anumati Distributors Private Limited	2480516	2.00	0.00	0.00	0.00	0.00	2.00
2	Anurodh Infrastructure Pvt. Ltd.	5874552	4.76	0.00	0.00	0.00	0.00	4.76
3	Ashirwad Suppliers Pvt. Ltd.	4888241	3.96	0.00	0.00	0.00	0.00	3.96
4	Crown Iron Merchants Pvt. Ltd.	3111750	2.52	0.00	0.00	0.00	0.00	2.52
5	Faithful Cloth Merchants Pvt Ltd	1432333	1.16	0.00	0.00	0.00	0.00	1.16
6	Fastner Machinery Dealers Pvt. Ltd.	3892359	3.24	0.00	0.00	0.00	0.00	3.24
7	Foremost Textiles Pvt. Ltd.	2815453	2.12	0.00	0.00	0.00	0.00	2.12
8	Glorious Vincom Pvt. Ltd.	4504500	3.65	0.00	0.00	0.00	0.00	3.65
9	Innova Auto Distributors Private Limited	4889585	3.97	0.00	0.00	0.00	0.00	3.97
10	Keynote Painting Dealers Pvt. Ltd.	4500500	3.65	0.00	0.00	0.00	0.00	3.65
11	Linkup Financial Consultants Pvt Ltd	1777534	1.44	0.00	0.00	0.00	0.00	1.44
12	Multifold Plastic Marketing Private Limited	3993343	3.00	0.00	0.00	0.00	0.00	3.00
13	Pears Mercantiles Pvt Ltd	1821586	1.48	0.00	0.00	0.00	0.00	1.48
14	Ritidhara Retailers Pvt Ltd	1744350	1.41	0.00	0.00	0.00	0.00	1.41
15	Sankalp Vincom Pvt. Ltd.	1347555	1.09	0.00	0.00	0.00	0.00	1.09
16	Spice Merchants Pvt Ltd	2920636	2.37	0.00	0.00	0.00	0.00	2.37
17	Starwise Housing Pvt Ltd	1595700	1.29	0.00	0.00	0.00	0.00	1.29
18	Victoria Cloth Merchants Pvt. Ltd.	4323450	3.51	0.00	0.00	0.00	0.00	3.51
19	Viewlink Fashion Pvt. Ltd.	3324780	2.70	0.00	0.00	0.00	0.00	2.70
20	Arun Gupta	2019500	1.64	0.00	0.00	0.00	0.00	1.64
Total		62836583	50.96	0.00	0.00	0.00	0.00	50.96

For Quest Financial Services Ltd.



Director

(I)©(ii) **Statement showing holding of securities (including shares, warrants, convertible securities) of persons (together with PAC) belonging to the category "Public" and holding more than 5% of the total number of shares of the company**

Sr. No.	Name(s) of the shareholder(s) and the Persons Acting in Concert (PAC) with them	Number of Shares	Shares as a percentage of total number of shares (i.e., Grand Total (A)+(B)+© indicated in Statement at para (I)(a) above)	Details of warrants		Details of convertible		Total (including shares, warrants, convertible securities diluted)
				Number of warrants	As a% total number of warrants of the same class	Number of convertible securities held	% w.r.t total number of convertible securities of the same class	
1	NIL	NIL	NIL	NIL	NIL	NIL	NIL	
Total		NIL	NIL	NIL	NIL	NIL	NIL	

(I) (d) **Statement showing details of locked-in shares.**

Sl.No.	Name of the Shareholder	Number of locked-in shares	Locked-in shares as a percentage of total number of shares (i.e., Grand Total (A)+(B)+(C) indicated	Promoter/Promoter Group/Public
1	NIL	NIL	NIL	NIL
Total		NIL	NIL	NIL

(II) (a) **Statement showing details of Depository Receipts (DRs)**

Sl.No.	Type of outstanding DR (ADRs, GDRs, SDRs, etc)	Number of outstanding DRs	No of shares underlying outstanding DRs	'Shares underlying outstanding DRs as a percentage of total number of shares (i.e. Grand total (A)+(B)+(C) indicated in Statement at para (I) (a) above }
1	NIL	NIL	NIL	NIL
Total		NIL	NIL	NIL

(II) (b) **Statement showing holding of Depository Receipts (DRs), where underlying shares held by 'promoter/promoter group' are in excess of 1% of the total number of shares**

Sl.No.	Name of the DR Holder	Type of outstanding DR (ADRs, GDRs, SDRs, etc.)	No. of shares underlying outstanding DRs	Shares underlying outstanding DRs as a percentage of total 'number of shares (i.e. Grand total ' (A)+(B)+© indicated in statement at para (I) (a) above }
1	NIL	NIL	NIL	NIL
Total		NIL	NIL	NIL

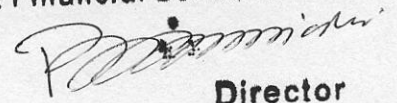
For Quest Financial Services Ltd.

[Signature]
Director

(ii)(a) Statement showing the voting pattern of shareholders, if more than one class of shares/securities is issued by the issuer.								NOT APPLICABLE	
Name of the Company :									
Category Code	Category of Shareholder	Number of Voting Rights held in each class of securities			Total Voting Rights (III+IV+V)	Total Voting rights i.e. (VI)			
		Class X (III)	Class Y (IV)	Class Z (V)		As a percentage of (A+B) (VII)	As a percentage of (A+B+C) (VIII)		
(I)	(II)				(VI)	(VII)	(VIII)		
(A)	Promoter and Promoter Group								
(1)	Indian								
(a)	Individuals/Hindu Undivided Family								
(b)	Central Government/State Government(s)								
(c)	Bodies Corporate								
(d)	Financial Institutions/Banks								
(e)	Any Other (specify)								
	Sub-Total (A) (1)								
(2)	Foreign								
(a)	Individuals (Non-Resident Individuals/ Foreign Individuals)								
(b)	Bodies Corporate								
(c)	Institutions								
(d)	Any Other (specify)								
	Sub-Total (A) (2)								
	Total Shareholding of Promoter and Promoter Group (A)=(A)(1)+(A)(2)								
(B)	Public Shareholding								
(1)	Institutions								
(a)	Mutual Funds/UTI								
(b)	Financial Institutions/Banks								
(c)	Central Government/State Government(s)								
(d)	Venture Capital Funds								
(e)	Insurance Companies								
(f)	Foreign Institutional Investors								
(g)	Foreign Venture Capital Investors								
(h)	Any Other (specify)								
	Sub-Total (B) (1)								
(2)	Non-Institutions								
(a)	Bodies Corporate								
(b)	Individuals -								
	i. Individual shareholders holding nominal share capital to Rs.1 Lakh.								
	ii. Individual shareholders holding nominal share capital in excess of Rs.1 Lakh.								
(c)	Any Other (specify)								
	Sub Total (B)(2)								
	Total Public Shareholding (B)=(B)(1)+(B)(2)								
	TOTAL (A)+(B)								
(C)	Shares held by Custodians and against which Depository Receipts have been issued								
	GRAND TOTAL (A)+(B)+(C)								

Note : Class X : Equity Shares
Class Y : Preference Shares
Class Z : Unclassified Shares

For Quest Financial Services Ltd.


Director